


Read the story. Remember the steps to grow a flower.

You can grow flowers.
 First, dig a hole.
 Next, put in some plant food.
 Put the flowering plant into the hole.
 Then, fill the hole with dirt.
 Pat down the dirt to hold the flower.
 Last, water the plant.
 Soon, the plant will grow flowers.




Fill in the circle next to the correct answer.

- What is the first step to help a flower grow?
 - Ⓐ dig a hole
 - Ⓑ water the flower
 - Ⓒ put plant food into the hole
- What do you do next, after you dig a hole?
 - Ⓐ water the flower
 - Ⓑ put the plant into the hole
 - Ⓒ put in some plant food
- What is the last step to help a flower grow?
 - Ⓐ water the plant
 - Ⓑ fill the hole with dirt
 - Ⓒ take the flower out of its pot

WORD MEANINGS

Circle the picture that tells what the word water means in the story.



Read the story. Think about the order in which things happen.

Jack and Cam want to find a box.
 A map shows them what to do.
 First, they row a boat across the bay.
 Next, they walk one mile.
 Then, they look for a red flag in the grass.
 Last, they dig under the flag.
 Cam and Jack find the box!
 They look inside.
 The box is full of gold.
 "Cool!" says Cam.




Fill in the circle next to the correct answer.

- What is the first thing Cam and Jack do to find the box?
 - They row a boat.
 - They walk a mile.
 - They make a map.
- What do Jack and Cam do last?
 - They put a flag in the grass.
 - They look for a flag in the grass.
 - They dig under the flag in the grass.
- What do Cam and Jack do after they row across the bay?
 - They run a mile.
 - They walk a mile.
 - They row a mile.

WORD MEANINGS

Circle the picture that shows a bay.



Read the story. Picture the steps for opening a gift.

Eva, open your gift!
First, pull off the tape.
Next, rip off the paper.
Then, lift off the top to the box.
There is a lot of paper inside.
Pull out that paper.
Finally, dig your hands into the box.
There is the toy you want!



Fill in the circle next to the correct answer.

1. Eva pulls off the tape. Next, she will _____.
Ⓐ dig inside the box
Ⓑ rip off the paper
Ⓒ play with the gift
2. What must Eva do after she rips off the paper?
Ⓐ pull out the paper
Ⓑ find the box
Ⓒ lift off the top to the box
3. What must Eva do last to get the gift?
Ⓐ dig into the box
Ⓑ pull out the paper
Ⓒ say thank you

WORD MEANINGS

Circle the word that means about the same as last.

1. first 2. finally 3. next

Read the story. Remember the order in which Mike does things.

Mike came to Lee's party.
The boys first ran races.
Next, Mike ate three hot dogs.
He had red soda, too.
Then, Mike ate a lot of cake.
Soon after that, he played one
more game.
Then, Mike got sick.
Lee's dad took Mike home.
Mike went right to bed.



Fill in the circle next to the correct answer.

1. What does Mike do before he eats hot dogs?
Ⓐ He has some soda.
Ⓑ He runs races.
Ⓒ He gets sick.
2. What does Mike do soon after he eats a lot of cake?
Ⓐ He has red soda.
Ⓑ He eats one more hot dog.
Ⓒ He plays one more game.
3. What does Mike do last?
Ⓐ He goes to a party.
Ⓑ He eats a lot of food.
Ⓒ He goes to bed.

WORD MEANINGS

Circle the word that tells when.

1. more


2. soon

3. came

4. too

Read the story. Remember the things a robin does to build a nest.

A robin works hard to make a nest.
She first gets small sticks.
And she gets weeds.
Then, she puts the weeds with the sticks.
They look like a circle.
Next, the robin adds mud.
The mud makes the nest strong.
Last, a robin finds a lot of grass.
She puts the grass inside the nest.
The grass makes the nest soft.



Fill in the circle next to the correct answer.

1. What does a robin do first to make a nest?
Ⓐ She gets sticks and weeds.
Ⓑ She gets mud.
Ⓒ She gets soft grass.
2. What happens after the circle of weeds and sticks is made?
Ⓐ Grass is added.
Ⓑ The robin rests.
Ⓒ Mud is added.
3. What does a robin do last?
Ⓐ She sings a song.
Ⓑ She adds mud to the nest.
Ⓒ She puts grass inside the nest.

WORD MEANINGS

Circle the one that is soft.

1. a stick

2. a rock

3. an apple

4. a cotton ball

Read the story. Find out how two sisters are alike and different.

Dora and Elena are twins.
They are in the first grade.
They both have brown eyes.
They both have dark hair.
But their hair is not the same.
Dora has long hair.
She likes to wear bows.
Elena's hair is short.
She wears hats more than bows.



Fill in the circle next to the correct answer.

- How are Dora and Elena alike?
 - They have short hair.
 - They have brown eyes.
 - They like to wear hats.
- How are Dora and Elena different?
 - Dora is in first grade, but Elena is not.
 - Dora has long hair, but Elena does not.
 - Dora has dark hair, but Elena does not.
- What is the same about Dora and Elena?
 - They both have short hair.
 - They both are in first grade.
 - They both wear hats.

RHYMING WORDS

Look back at the story.

Circle a word that rhymes with hair.

Read the story. Find ways that two pets are the same and different.

Tom and Jerry are pets.
They both live in the same house.
Tom is a big yellow dog.
He plays tug with a toy.
Jerry is a little black cat.
He likes to get bugs.
He likes to get bugs.
But Tom does not.
Tom goes for rides in the car.
But Jerry stays home.
They both like to rest in the sun.



Fill in the circle next to the correct answer.

- What is the same about Tom and Jerry?
 - They both ride in the car.
 - They both are yellow.
 - They both are pets.
- How is Tom like Jerry?
 - Both pets rest in the sun.
 - Tom is black.
 - Tom likes bugs.
- How are Tom and Jerry different?
 - Jerry rides in the car, but Tom does not.
 - Jerry is a pet, but Tom is not.
 - Jerry likes bugs, but Tom does not.


ENDING SOUNDS

Look back at the story.

Circle three words that end with the same sound as bug.

Read the story. Find out how the sun and moon are alike and different.

The sun and the moon are in the sky.
They both are far, far away.
But they are not the same.
The moon is mostly rock.
It does not make light like
the sun does.
People have walked on the moon.
The sun is a very hot star.
You can feel the heat it makes.
People cannot go to the sun.
They would melt.



Fill in the circle next to the correct answer.

- How are the sun and the moon alike?
 - They are stars.
 - They are very far away.
 - They make light.
- How is the moon different from the sun?
 - The moon is a hot star, but the sun is not.
 - The moon is close by, but the sun is not.
 - The moon is mostly rock, but the sun is not.
- How is the sun different from the moon?
 - The sun makes light, but the moon does not.
 - People have gone to the sun, but not to the moon.
 - The sun is in the sky, but the moon is not.

VOWEL SOUNDS

Circle the word that has the same vowel sound you hear in light.

1. it

2. sky

3. twin

4. pig

Read the story. Remember facts about the jobs a mom and dad do.

Mom and Dad both have jobs.
They work during the day.
Their jobs are not the same.
Dad makes toys out of wood.
He has a big room in our home.
That room is his workshop.
Mom has to drive to work.
She works at a store.
She sells books.



Fill in the circle next to the correct answer.

- What is the same about Mom and Dad?
 - They both work at a store.
 - They both work at home.
 - They both work during the day.
- How is Mom's job different from Dad's job?
 - Mom works at home, but Dad does not.
 - Mom drives to her job, but Dad does not.
 - Mom works at night, but Dad does not.
- How is Dad's job different from Mom's?
 - Dad works at a store, but Mom does not.
 - Dad drives to a workshop, but Mom does not.
 - Dad works at home, but Mom does not.

VOWEL SOUNDS

Circle the word that has the same o sound as job.

1. toy


2. home

3. shop

4. room

Read the story. Look for ways that bats and birds are alike and different.

Bats and birds have wings.
They fly in the sky.
Bats like to eat bugs.
Birds eat bugs, too.
But bats and birds are not the same.
Bats have fur.
They have mouths with teeth.
Birds have feathers.
They use beaks for eating.
A baby bat grows inside its mother.
A baby bird grows in an egg.



Fill in the circle next to the correct answer.

- How is a bat different from a bird?
 - Ⓐ A bat has fur, but a bird does not.
 - Ⓑ A bat can fly, but a bird cannot.
 - Ⓒ A bat eats bugs, but a bird does not.
- How are birds and bats alike?
 - Ⓐ They fly.
 - Ⓑ They have fur.
 - Ⓒ They have teeth.
- How is a bird different from a bat?
 - Ⓐ A bird has wings, but a bat does not.
 - Ⓑ A bird can fly, but a bat cannot.
 - Ⓒ A bird has a beak, but a bat does not.

VOWEL SOUNDS

Circle the word that has the same e sound as teeth.

1. egg



2. beak



3. bed






Details tell about your topic.

A. Trace the word.

detail


B. Read the sentences.
Underline the details.

1. Ally is my friend.
She has long hair.
She smiles a lot.

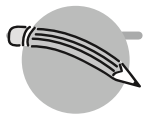


Ally

2. Bananas taste good.
They are yellow.
They smell sweet.



bananas



Convention

Start a name with
a capital letter.

Read the names.
Trace the capital letters.

Ally

Josh

Maria

Sam



Use details to tell about your topic.

A. Look at the picture of Ted.
Answer the questions about him.

1. Is Ted happy or sad?

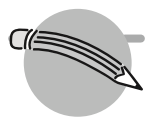
2. What is on Ted's head?

3. What is in Ted's hands?



B. Finish the sentence.

Ted has a _____.



Convention

Start a name with
a capital letter.

Trace the name. Circle the capital letter.

I see Ted.

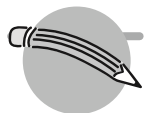


Use details to tell about your topic.

- A. Look at the picture of the bus.
Add a detail to the picture.



- B. Write the detail you added to the picture.



Convention

Start a name with a capital letter.

Copy the first and last name.
Start both with a capital letter.

Lisa Wong



Use details to tell about your topic.

Write your name in the box.

Draw or write details about yourself in the ovals.

A writing template consisting of a central rectangular box at the top labeled "Name:". A vertical line extends downwards from the bottom center of this box. Two diagonal lines branch out from the left and right sides of the top box, connecting to the top of two ovals. A third oval is positioned at the bottom, connected to the vertical line. Each oval is labeled "Detail:" and is intended for drawing or writing details about the student.



Good details make pictures in your mind.

- A. Read the sentences.
Which ones have the best details?
Circle the sentences.


Ocean Park

We went to Ocean Park today.

I fed an otter!

I saw two whales jump
into the air.

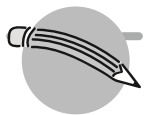
We came home.



- B. Read the sentences.
Which one has the best detail?
Copy the sentence.

We held sea stars.

We sat down.



Convention

Add an **s** to some
naming words to tell
about more than one.

Circle the **s** at the end of each naming word.

whales

cats

birds



Good details make pictures in your mind.

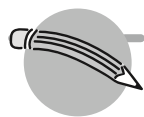
Read the sentences about the fair.
Complete the last sentence.
Write a good detail about the picture.

The Fair

- You can play fun games.
- You can win silly prizes.
- You can eat a hot dog.



You can _____



Convention

Add an **s** to some naming words to tell about more than one.

Add an **s** to each naming word.

game___ prize___ kid___



Make sure each detail tells about your topic.

- A. Read the sentences about "The Three Little Pigs."
Cross out sentences that do not tell about the topic.

The Three Little Pigs


Three pigs had three houses.

A big bad wolf came.

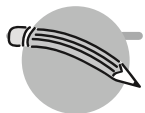
Apples are yummy.

The wolf blew a house down.

I can run fast.



- B. Look at the picture.
Write a new sentence about the story.




Convention

Add an **s** to some naming words to tell about more than one.

Rewrite each word.
Add an **s** to tell about more than one.

1. pig 

2. apple 



Make sure each detail tells about your topic.

Choose a book you like.
Answer the question.

Book Title: _____

What happens in the book?

Write or draw details for each part.

Beginning

Middle

End
